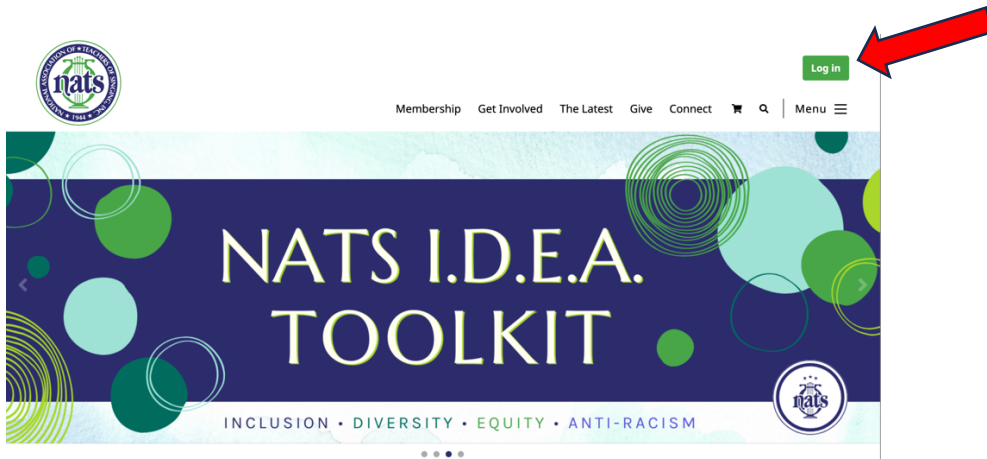
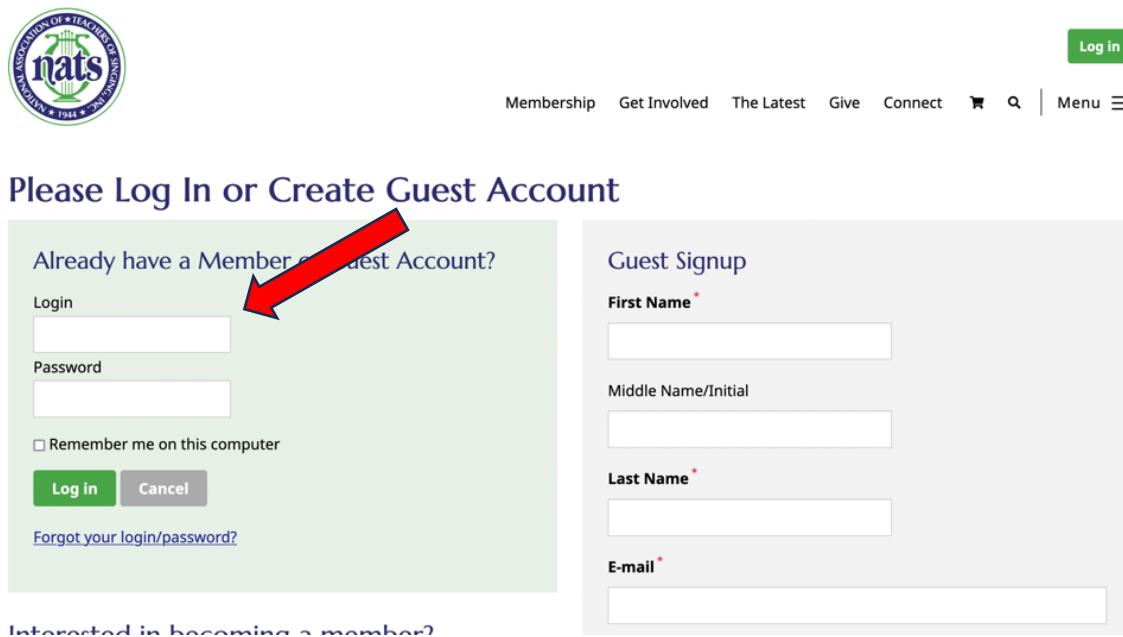


1. Log into your member portal on www.nats.org by clicking “Log In” button.



2. Enter Login ID (your NATS Registered email address) and Password



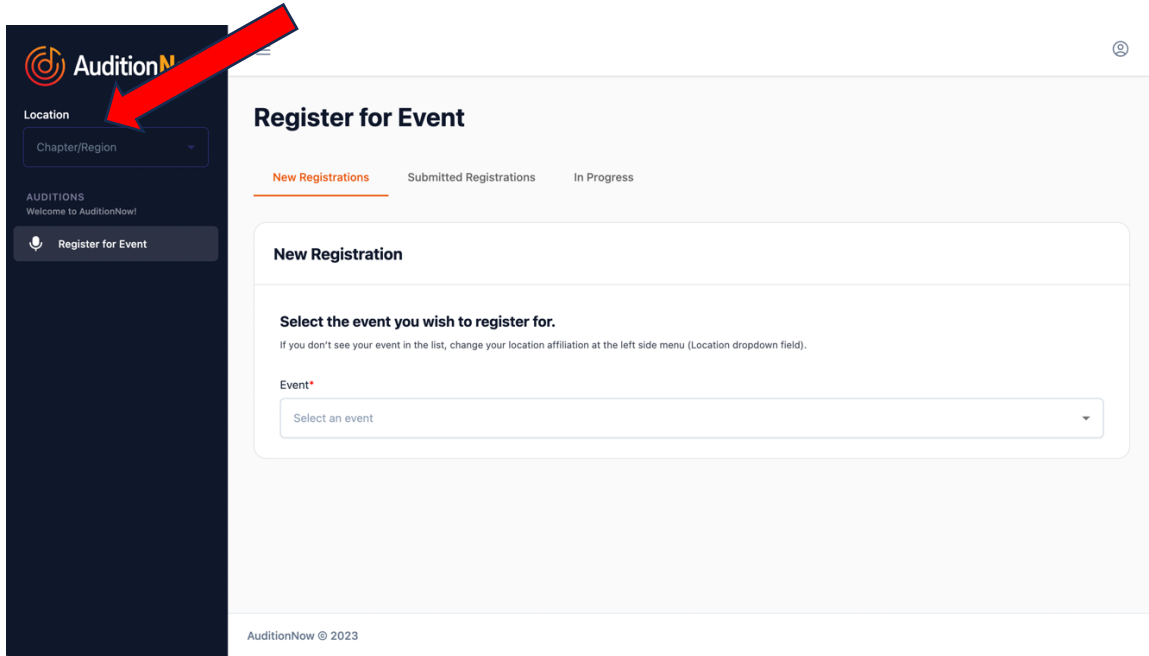
3. Scroll to the bottom of your member home page (i.e. landing page when you log in) look for “NATS Auditions” section and there should be a button to click for AuditionNow or to Register for an Audition.

NATS Auditions

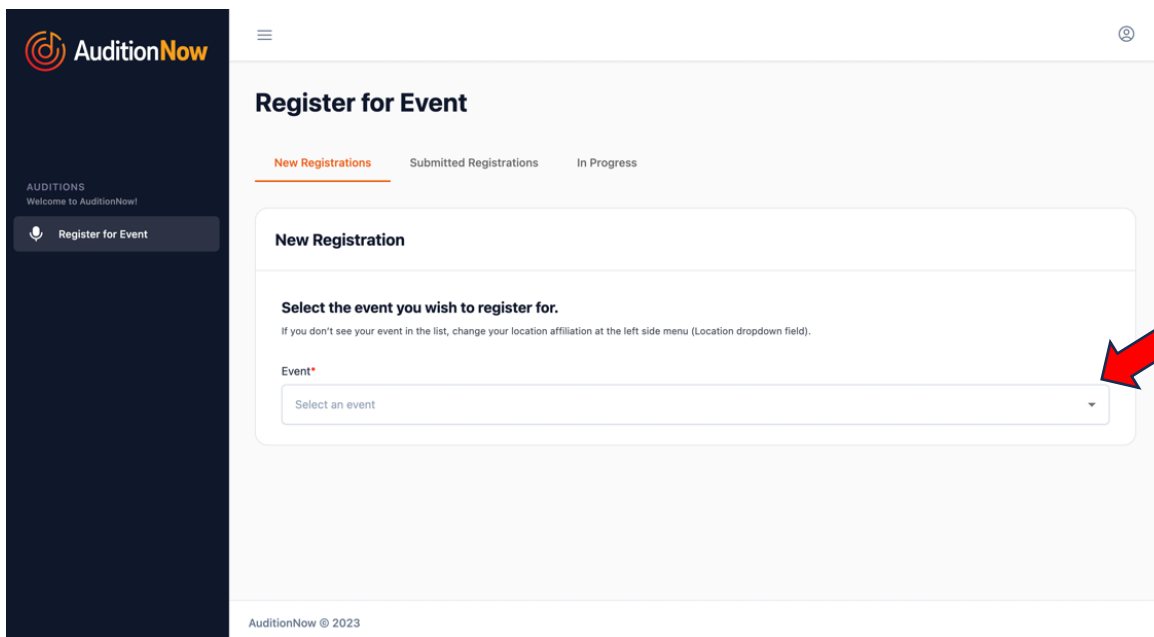
To access your registration for all NATS Auditions (Chapter, District, Region, and NSA) please click on the button below.




4. You will be taken directly logged into the AuditionNow site. Here you will choose the Location, from the "Location" dropdown menu in the top Left.



5. Next, choose an Event, from the "Event" dropdown menu, for which you wish to register.



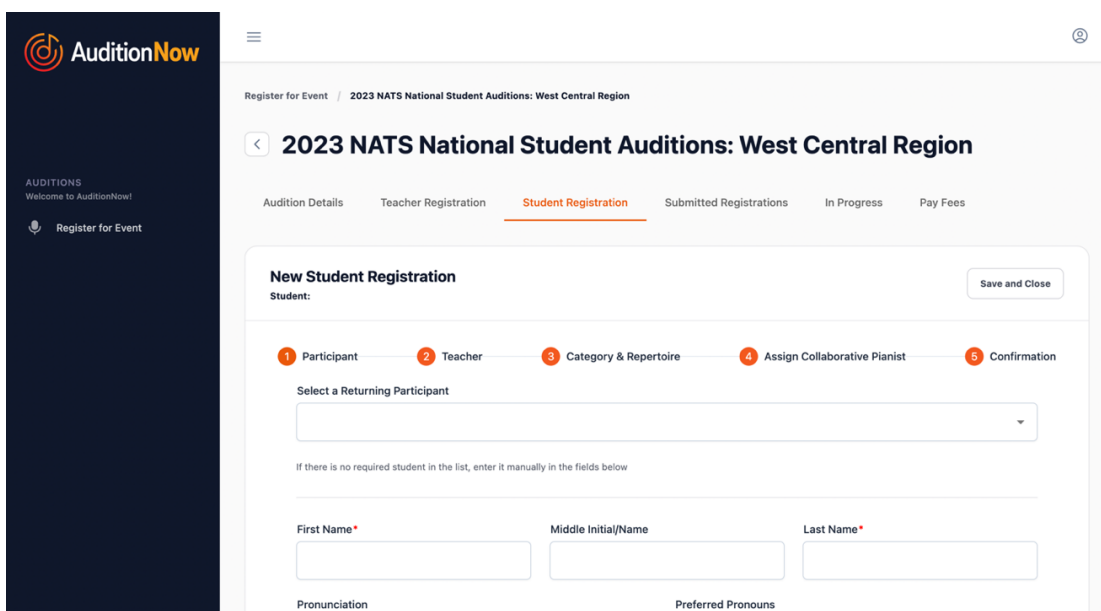
- This takes you to that Auditions Homepage, where you will see two orange buttons: STUDENT REGISTRATION and TEACHER REGISTRATION. Click student registration button to enter students info, or click teacher registration button to enter teacher info.



- If you click Student Registration, it takes you to a page like this, where you fill in the information and then click the orange “Continue or Next” button and following the prompts as you go:

Notice along the top there is a “Submitted Registrations” tab where you will be able to view and edit your completed registrations.

PLEASE NOTE: When on the repertoire entry page, all fields are not required so there is no need to complete every field. Required fields are marked by an asterisk.



8. If you click Teacher Registration, it takes you to a page like this, where you fill in the information and then click the orange “Continue or Next” button and following the prompts as you go:

The screenshot shows the 'Teacher Registration' page on the AuditionNow platform. The page title is '2023 NATS National Student Auditions: West Central Region'. The navigation menu includes 'Audition Details', 'Teacher Registration' (highlighted in orange), 'Student Registration', 'Submitted Registrations', 'In Progress', and 'Pay Fees'. The main content area is titled 'Teacher Registration' and shows 'Attending: Yes / Students: Yes'. Under 'Teacher Registration Details', there are two questions: 'Are you attending?' and 'Are you registering any students?'. Both have 'Yes' selected with a radio button. A note states: 'NOTE! If you choose not to attend, individual chapter and region requirements may vary.' Under 'Additional Services', there is a checkbox for 'Purchase Hardship donation - \$5.00'. At the bottom, a 'Total' of '\$5.00' is displayed.

As with any new software venture there may be a few bugs in the first version. Please report any issues to your auditions chair who will be able to log them into a bug report and they will be addressed immediately by our team.